


# MELTECA®

Made  
for living.



Laminex™  
NEW ZEALAND

# Contents

02	Introduction to Melteca®
03	Sustainability
05	Finishes and edging
06	Our products
07	Woodgrain Collection
17	Solid & Neutral Tone Collection
23	Professional Collection
27	Hi-Gloss Collection
29	The Melteca® Collection
34	Order samples
35	Jumbo Collection
37	How it's made
38	Fire rating

Proudly NZ made for over 35 years, Melteca® panels offer you the perfect solution for creating exceptional interior spaces.

We're inspired by international trends and local lifestyles so you can trust that our highly durable, low maintenance and easy to clean range of decorative panels are the ideal choice.

For use at home or at work, Melteca® covers the design spectrum. It's available in a wide variety of colours and finishes, crafted to work across a range of interior applications like cabinetry and shelving, through to commercial furniture and wall linings.

**Melteca® - made for living.**



Desk and shelving  
Melteca® Black Birchply

We all want to do the right thing when it comes to the environment. New Zealand made, responsibly sourced, and low emission; you've made a good choice with Melteca®.

Melteca® is an excellent example of a high quality product focused on successfully reducing and reusing resources to minimise our impact on our natural environment.

Melteca® has been awarded the Environmental Choice New Zealand certification. This is an independently run ecolabel owned by the Ministry for the Environment, distinguishing the greenest products in the New Zealand market.

Melteca® is made in New Zealand at our Hamilton manufacturing plant following the best international environmental practices, and holding an enviable array of third party certifications for both the product itself and the way it is made. All MDF wood used in Melteca® boards comes from New Zealand forests and has achieved FSC® certification, ensuring the wood comes from responsibly managed forests. Melteca® is low in formaldehyde emission, especially on Lakepine MDF (E0).

Third party certifications provide transparency and assurance that you are choosing quality laminated panels which meet or often surpass rigorous industry testing and standards. Melteca® also supports the New Zealand Green Building Council's Green Star and Homestar tools. Green Star is a rating system for the design, construction and operation of buildings, fitouts and communities; while Homestar measures the health, warmth and efficiency of New Zealand homes.

This all means you can bring your design ideas to life, confident in the knowledge the surfaces you have chosen have been made with a sustainable future in mind.

Environmental Choice and FSC® applies to Melteca® Standard range on MDF (excluding FR).



Furniture, Fittings & Flooring  
Licence No. 3208041

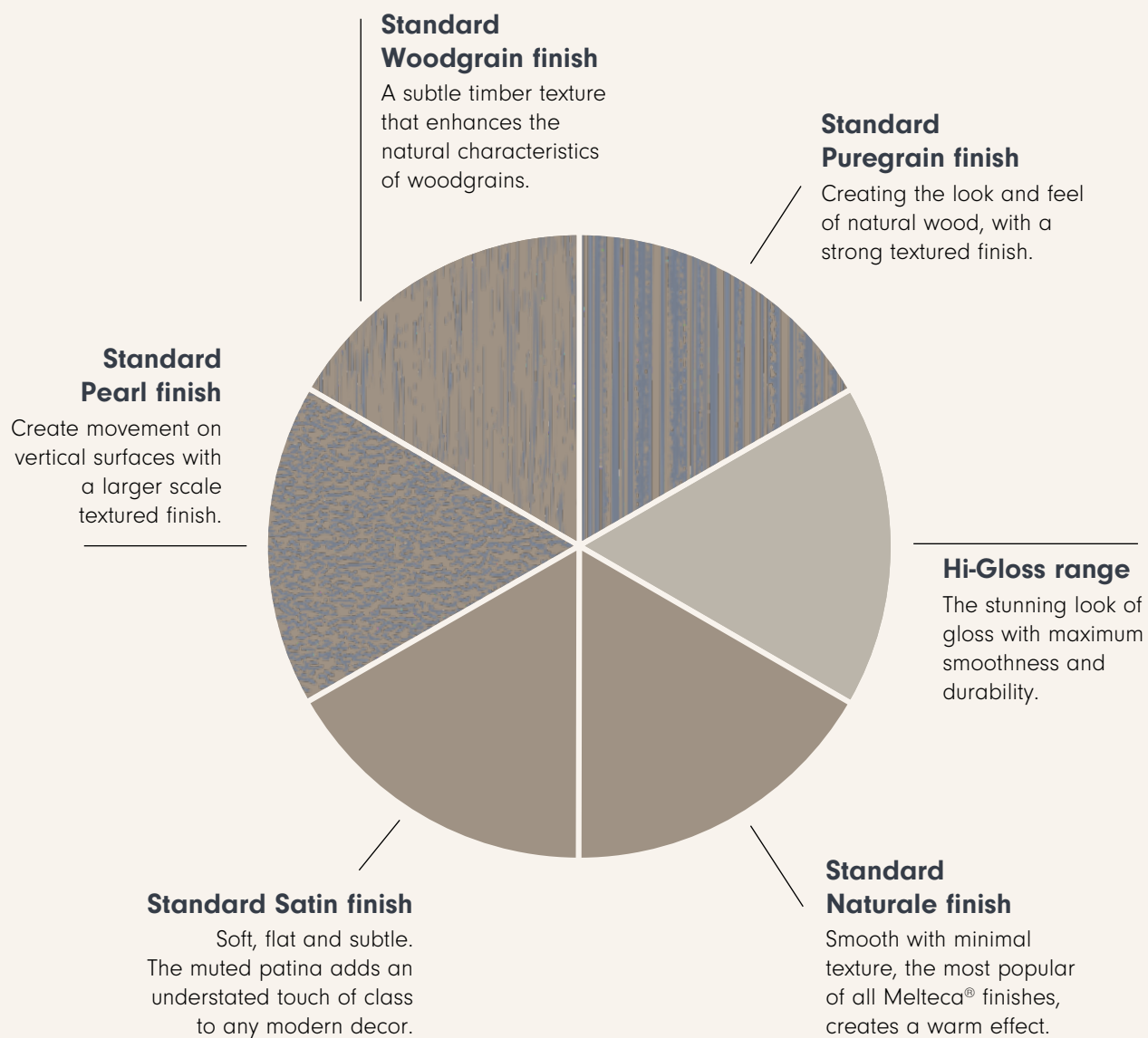


The mark of responsible forestry

# Finishes

For good looks that you can feel as well as see, the finishes are just the start!

Melteca® Standard range is available in a number of finishes, allowing you to add another dimension to your space, through both visual and tactile sensations. The Standard colour range is available in Naturale, Satin, Pearl, Woodgrain and Puregrain finishes. For an added touch of luxury the Hi-Gloss range will add a shine to a selected number of decors.



## Our products

### Standard range

**Melteca® quality decorated panels are market leading low pressure laminate.**

Melteca® offers an extensive range of colours giving you variety and choice. The high durability and easy clean nature of the melamine surface makes Melteca® ideal for your residential and commercial projects.

### Hi-Gloss range

**Add the stunning look of gloss and a touch of luxury to your space with Melteca® Hi-Gloss.**

Melteca® Hi-Gloss is a more durable alternative to lacquer. Melteca® Hi-Gloss is also suitable for any vertical surface where the maximum smoothness and reflectance of a gloss surface is important.

### Jumbo range

**Our Jumbo Sheets colour range takes the hard work out of colour schemes for commercial spaces.**

The simple palette reflects current trends, combining prints and solids that are easy to mix and match. Colours come in a large sized decorated board (1830mm width).

### Fire retardant for wall linings

**The Standard Melteca® range can be specified on a fire retardant substrate giving it a Group 1S fire rating and making it suitable for wall linings where maximum fire resistance is important.**

## Edging

Matching edgetape is offered across the whole Melteca® range. Laser edgetape is available in selected decors. For more information on our edging offer check out the Melteca® Availability Guide on laminex.co.nz

# Woodgrain Collection

Colours, textures and grains inspired by nature to create natural and tangible connections in interior spaces.



# Woodgrain Collection



White Painted Wood




Washed Timber



Alaskan



Bleached Wenge



Seasoned Oak



Whitewashed Oak

## FULL SHEET



White Painted Wood



Washed Timber



Back wall cabinetry Melteca® Classic Oak,  
Cabinetry above splashback Melteca® Possum,  
Benchtop & splashback Caesarstone® Primordia™

Woodgrain Collection



Dansk Maple



Affinity Maple



Raw Birchply



Refined Oak



Spring Maple



Aged Ash

FULL SHEET



Aged Ash




Affinity Maple




# Woodgrain Collection



Classic Oak



Sublime Teak



Supreme Oak



Rural Oak



Planked Urban Oak



NZ Tawa

## FULL SHEET



Classic Oak




Planked Urban Oak








Oiled Legno



Aged Walnut




Cinnamon Ash



Jarrah Legno



Burnished Wood




NEW


Borders Oak



Salvaged Planked Elm




Charred Oak



Blackened Elm



Blackened Legno



Dark Oak



NEW

Black Birchply

FULL SHEET

FULL SHEET



Salvaged Planked Elm



Aged Walnut



NEW

Borders Oak



NEW

Black Birchply


# Solid & Neutral Tone Collection

Naturally seamless, uncluttered and beautifully captured, Melteca® Solid & Neutral Tone Collection provides the perfect base for expressing your design personality.

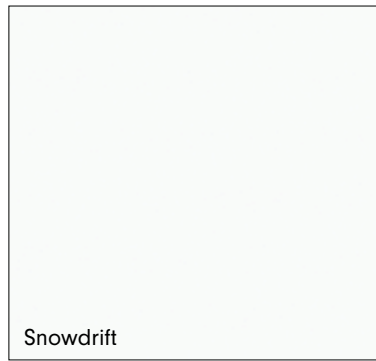


LHS wall lining Melteca® Refined Oak,  
Back wall lining Melteca® Antique Wiluna White,  
Headboard Melteca® Refined Oak,  
Side table Melteca® Possum


Solid & Neutral Tone Collection



Super White



Snowdrift



Malibu



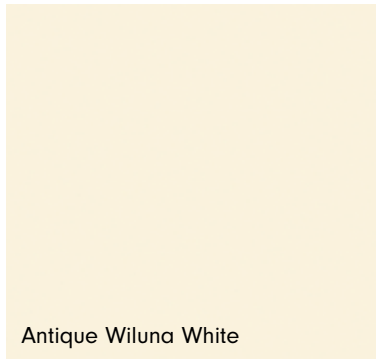
Warm White




Gentle Beige



Streetlight




Antique Wiluna White



Moleskin




Ash White



Mist



NEW  
Porcelain Blush



Baikal



Seal Grey



**Top cabinetry** Melteca® Porcelain Blush,  
**Under bench cabinetry and shelves** Melteca® Raw Birchply,  
**Benchtop** Laminam® 12+ Collection Bianco Assoluto,  
**Splashback** Laminam® 5+ | Naturali Ardesia Bianco a Spacco,  
**Flooring** Laminam® 5+ | Naturali Bianco Statuario Venato




Spinifex




Dawn Grey



Fog



Bayleaf




Possum




Velveteen



Green Slate




Iron Ore




Winter Sky



Storm



Bullet




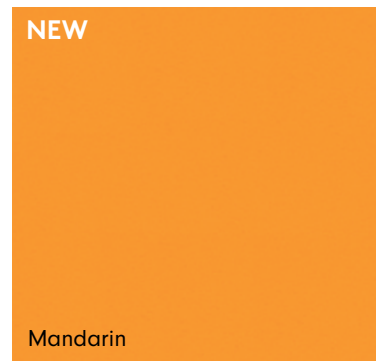


Black

# Professional Collection



Cabinetry fronts Melteca® Fresh Spring, Melteca® Winter Sky, Melteca® Enamel, Melteca® Dansk Maple  
Wall lining Melteca® Warm White



Professional Collection



Smoke Strand




Oyster Linea



Ash Woodline



Elemental Concrete




Brushed Silver




Zincworks



Silver Vapour



Carbon Vapour




Brushed Nickel




New Graphite



Bliss Cinder



Ironstone



Domain



Smoked Birchply



NEW  
Shou Sugi



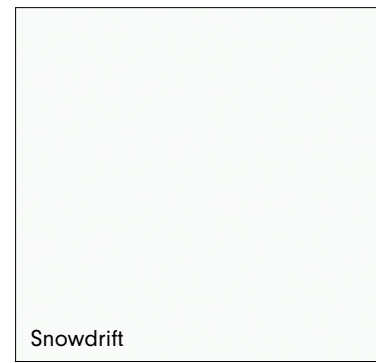
Headboard and sideboard Melteca® Shou Sugi,  
Back wall Melteca® Storm

# Hi-Gloss Collection

Functionally beautiful, the stunning look of gloss with maximum smoothness and durability.



Cabinetry Melteca® Snowdrift Hi-Gloss



Snowdrift



Warm White



Sarsen Grey



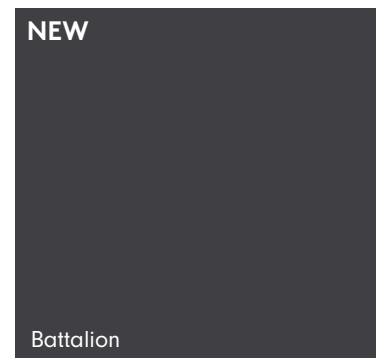
Silver Strata



Seal Grey



Tornado



Battalion



Burnished Wood

# Melteca® Standard Collection






# Hi-Gloss Collection




Caribbean Energise Juicy Memphis Blue Pillarbox




Provence Blue Char Blue Bliss Shitake Rock Salt Silver Strata




Smoke Strand Oyster Linea Ash Woodline Elemental Concrete Brushed Silver




Zincworks Silver Vapour Carbon Vapour Brushed Nickel New Graphite



Bliss Cinder Ironstone Domain Smoked Birchply Shou Sugi




Snowdrift Warm White Sarsen Grey Silver Strata Seal Grey




Tornado Battalion Burnished Wood

# Jumbo Collection




Snowdrift Warm White



NEW Seal Grey Spinifex Silver Strata Raw Birchply



Refined Oak Affinity Maple Spring Maple Aged Ash Classic Oak



Sublime Teak NZ Tawa Black Birchply Black



# Order samples

Samples are available across our entire range. Visit [laminex.co.nz](https://laminex.co.nz) to order your samples.

VISIT

[laminex.co.nz](https://laminex.co.nz)



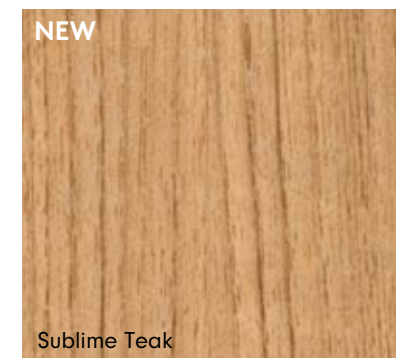





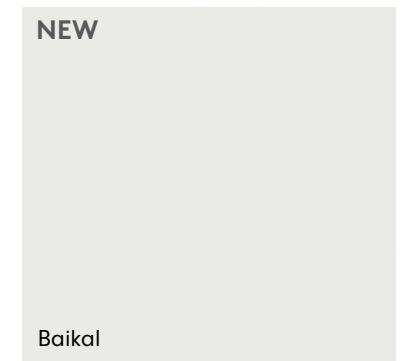
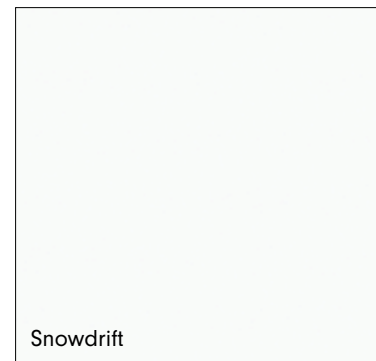
CALL

0800 999 939

**Cabinetry fronts** Melteca® Fresh Spring,  
Melteca® Winter Sky,  
**Wall lining** Melteca® Warm White,  
**Tall cupboard** Melteca® Dansk Maple

# Jumbo Collection

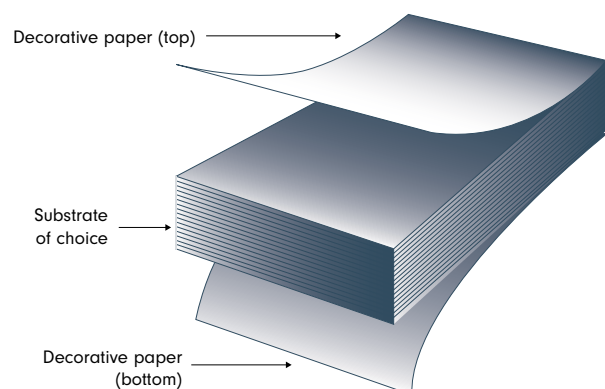
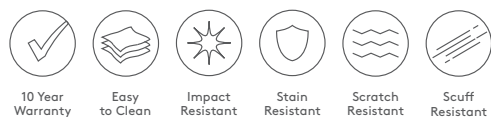
Colours come in a large sized decorated board (1830mm width), perfect for commercial use.



# How it's made

## STANDARD

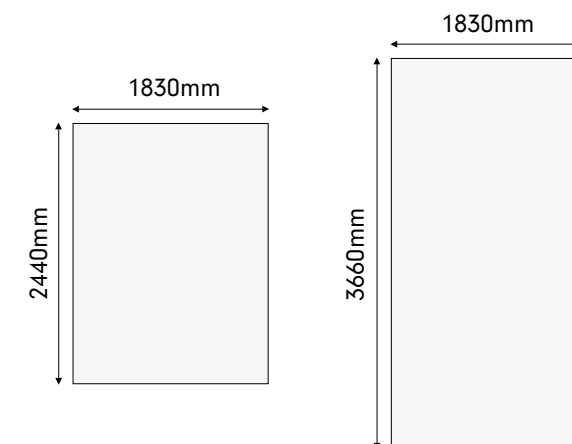
Melteca® laminated panels consist of a tough melamine paper laminated to a substrate - either particleboard, MDF, MR E0 MDF or FRMDF.



# Jumbo sheets

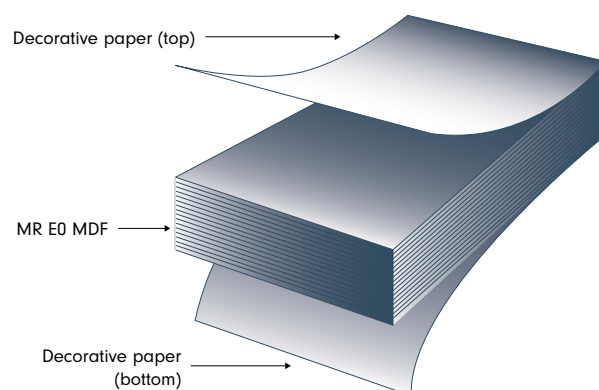
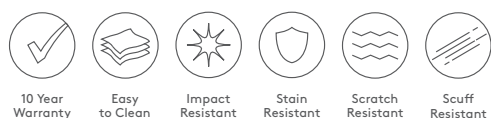
Jumbo sheet colours come in a large sized decorated board (1830mm width) perfect for commercial use and pressed on MDF.

Available Jumbo Sheet size:  
1830 x 2440mm  
1830 x 3660mm



## HI-GLOSS

Melteca® Hi-Gloss panels are manufactured on a durable MR E0 MDF substrate giving it the ideal platform to be finished with a higher gloss level when pressing.



# Fire rating

## FIRE TEST CLASSIFICATIONS

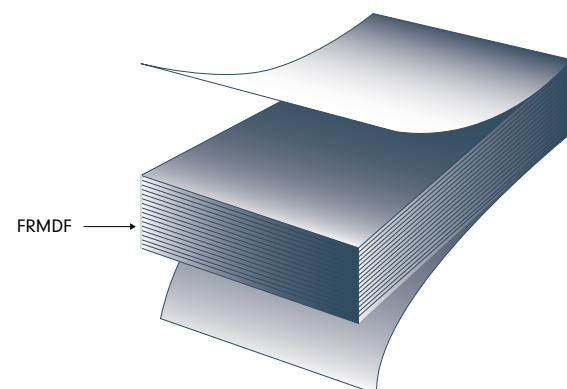
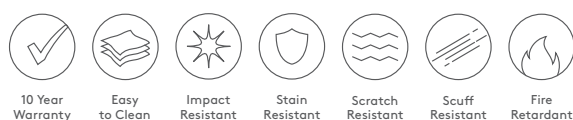
Cone Calorimeter test in accordance with ISO5660 and New Zealand Building Code Verification Method C/VM2 Appendix A.

The tests were carried out and data recorded according to the test procedure described in ISO 5660: (2002), Reaction-to-fire tests - Heat release, smoke production and mass loss - Part 1: Heat release rate, and Part 2: Smoke production rate.

Melteca® Product	Group Classification	Fire Test Report
Standard	3	FH 5026
Standard Fire Retardant substrate	1S	FH 5030

## FIRE RETARDANT MELTECA® WALL LININGS

If pressed on FRMDF Melteca® returns a group 1S fire rating in accordance with the New Zealand Building Code Verification Method C/VM2 Appendix A.



For information on panel sizes, care instructions, warranties and more please visit [laminex.co.nz](http://laminex.co.nz)

VISIT US

[laminex.co.nz](http://laminex.co.nz)

CALL US

0800 303 606

SAMPLES

[laminex.co.nz](http://laminex.co.nz)

or 0800 999 939

FOLLOW US



@laminexnz



@nzlaminex

Cover image: Cabinetry Melteca® Borders Oak, Wall lining Melteca® Warm White, Tall cupboards Melteca® Char Blue, Floating shelf Melteca® Possum, Benchtop Laminex Formica® Laminate Warm White.

The colours of the photographs and swatches depicted in this brochure are as close to the Melteca® range as modern photographic, lighting and printing processes allow. The colour/finish combinations shown are available at the time of publication, but are subject to availability and may be withdrawn at any time. Melteca® is no different from any other material in that darker colours and gloss finishes will always show scratches and superficial wear and tear more readily than lighter colours or lower gloss finishes. Such surfaces require more care and maintenance and Laminex New Zealand™ recommends the use of laminate cleaning products (or mild household cleaning products). Please visit our website, [laminex.co.nz](http://laminex.co.nz), for specific care and cleaning information. Note that in certain lights or from different angles wipe down marks may be visible after cleaning. Melteca® should be protected from strong direct sunlight as continuous exposure may cause discolouration or fading to the surface over time. When ordering a decor for one job we recommend using the same sheet size (i.e. all 1220mm wide or 1830mm wide) due to the slight colour variances that can occur between different paper runs. Please obtain a copy of the terms and conditions of the Melteca® 10 Year Limited Warranty from Laminex New Zealand™ or visit [laminex.co.nz](http://laminex.co.nz). This warranty is in addition to any rights that may exist under the Consumer Guarantees Act (1993). J009379 08/21

© Copyright Reserved 2021, Laminex New Zealand™. Melteca® is the registered trademark of Fletcher Building Holdings Ltd and is used under licence by Laminex New Zealand™, a division of Fletcher Building Products Ltd.

MELTECA®

Laminex™  
NEW ZEALAND